



 **MAXUS**

**MIFA9**



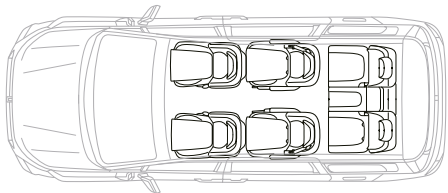
MAXUS

saicmaxus.co.uk | saicmaxus.ie

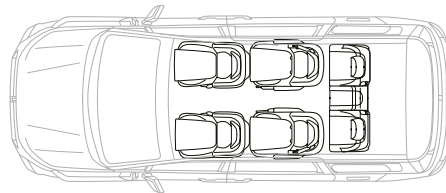
MAXUS MIFA 9 90kWh

Basic Parameters	Elite	Luxury	Premium
<b>Dimensions &amp; Weights</b>			
Length/Width/Height (mm)	5270 x 2000 x 1840		
Wheelbase (mm)	3200		
Seats	7		
CVW (kg)	2310	2410	2535
GVW (kg)	3000	3095	3095
GTM (kg)	3420	3520	3645
Towing capacity (kg)	1000	1000	1000
Maximum front axle load (kg)	1495	1495	1495
Maximum rear axle load (kg)	1700	1700	1700

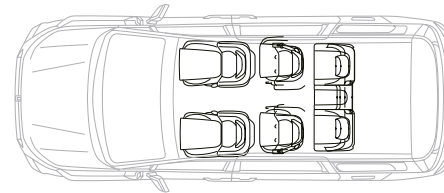
Basic Parameters	Elite	Luxury	Premium
<b>Load Space Volume (Litres)</b> Cubic capacity of the maximum boot space with the seat backs up and seats backs down			
2nd and 3rd row seats up		466.2	
3rd row seats folded - second row up		1702.7	
2nd and 3rd row seats - folded		2017	
Cargo area length (mm) – 3rd row, 3rd row seats folded, 2nd & 3rd row seats folded		375-810 (Third row sliding)/1380/2280	
Cargo area height (mm)		1090-1150	
Cargo area width between wheel arches (mm)		1144	
Rear hatch opening height (mm)		1859	
Rear hatch opening width (mm)		1275	



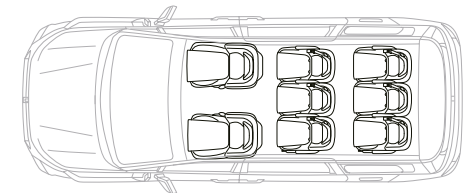
2nd and 3rd row seats up



3rd row seats folded - second row up



2nd and 3rd row seats - folded



MIFA9 8 Seats Option



Basic Parameters	Elite	Luxury	Premium
<b>Electric</b>			
Battery Type	Ternary Lithium Battery		
Battery Capacity	90 kWh		
WLTP Combine (mph)	269		
WLTP Combine (km)	430		
WLTP City (mph)	353		
WLTP City (km)	565		
Auxiliary Heating	With Heat Pump Auxiliary Heating		
Charge Mode	DC+AC		
Charger Power (kW)	11		
Reduction Gear	Single Reduction Gear		
Battery Heating Device	Standard		
Driven Wheels	Front		
Charging Time (AC 5-100%) h	8.5		
Charging Time (DC 30-80%) h	0.5		
Charging Device	Mode Two (5m) and Three (6m) Cable		
0-60 (MPH) 0-100(KPH)	9.9s		



Basic Parameters	Elite	Luxury	Premium
<b>Technical</b>			
Front Suspension	Macpherson indepen-suspension		
Rear Suspension	5 Bar Link indepen-suspension		
Maximum Power (kW)	180 @6000 min <sup>-1</sup> 90 @9000 min <sup>-1</sup>		
Maximum Torque (N·m)	350		
Maximum Speed (km/h)	180		
Gear Shift Location	Steering Colum		
Transmission Type	Automatic Final drive ratio 3.762		
Driving Mode	Sport/Normal/Eco		
Power Steering	Electric		
Steering Wheel Angle	4-Way Manual Adjustable Steering Wheel		
AUTO HOLD	Standard		
ESP	Standard		



Basic Parameters	Elite	Luxury	Premium
<b>Exterior</b>			
Front+Rear Electric Sunroof	-	-	S
104H 18x6 ½ J	S	-	-
105V 19x7 ½ J	-	-	S
105V 19x7 ½ J & Run Flat Tyres	-	-	-
Star-Style Spoke	S	-	-
Multi-Strip-Style Luxury Spoke	-	-	S
Double Six-Strip-Style	-	-	-
TPMS	S	S	S



Basic Parameters	Elite	Luxury	Premium
<b>Interior &amp; Seating</b>			
Interior Style	Standard (Black)		
Poly Urethane Steering Wheel	S	-	-
Micro Fiber Leather Steering Wheel	-	S	S
Heated Steering Wheel	-	-	S
PVC Leather	S	-	-
Polyurethane + PVC Leather	-	S	-
Leather + PVC Leather	-	-	S
Driver Seat Manual 6-Way Adjustable	S	-	-
Driver Seat 8-Way Electric Adjustable & 4-Way Electric Power Lumbar Support	-	S	-
Driver Seat 8-Way Electric Adjustable & 4-Way Electric Power Lumbar Support + Ventilation + Electrical Heating + Massage + Memory	-	-	S



MAXUS

saicmaxus.co.uk | saicmaxus.ie

MAXUS MIFA 9 90kWh

Basic Parameters	Elite	Luxury	Premium
------------------	-------	--------	---------

Interior & Seating			
Co-Driver 4-Way Adjustable Driver Seat-Manual	S	-	-
Co-Driver 4-Way Electric Adjustable Driver & 4-Way Electric Power Lumbar Support	-	S	-
Co-Driver 4-Way Electric Adjustable Driver & 4-Way Electric Power Lumbar Support + Ventilation + Electrical Heating + Massage	-	-	S
Secondary Slip Single Seat (Manual Back + 6-Way Bilateral Aemrest + No Splint)	S	-	-
Secondary Slip Single Seat (Electric Back + 6-Way Bilateral Armrest + Electric Splint) + Heating + Massage + Ventilation	-	S	-
Secondary Slip Single Seat (With Luxury Chair)	-	-	S
Knitted Fabric With Foam Layer	S	S	-
Chamois Coated	-	-	S





Basic Parameters	Elite	Luxury	Premium
<b>Comfort &amp; Convenience</b>			
Twin Manual Sliding Door	S	-	-
Twin Electrical Sliding Door	-	S	S
Manual Tail Gate	S	-	-
Power Tail Gate	-	S	S
Tail Gate Induction	-	S	S
Electric Heating Outside Rear View Mirror	S	-	-
Electrically-operated Power-foldable and Heated Door Mirrors, including Memory	-	S	S
B Pillar Commode handle (Standard)	S	-	-
B Pillar Commode handle (Full Size)	-	S	S
Green Glass	S	-	-
Gray Privacy Glass	-	S	S
Mobile Wireless Charging	-	S	S
Auto Front & Rear Air Conditioning	S	S	S
Air Cleaner	-	S	S



Basic Parameters	Elite	Luxury	Premium
<b>Entertainment &amp; Communication</b>			
Front Screen Size (in)	7+12.3		
Mobile Phone Mapping (iOS+Android)	S	S	S
Rear USB Interface	S	S	S
Bluetooth	S	S	S
DAB (Digital Audio Broadcasting)	S	S	S
6 Speakers	S	-	-
8 Speakers	-	S	-
12 Speakers	-	-	S
64 Color Atmosphere Light	-	S	S
Side Door Step Light	-	S	S
Front Door Step Light	-	S	S
220V Power Outlet	-	S	S
Auto Front Wiper	-	S	S
Rear Wiper	S	S	S
Windows-All Power with one touch up and down	-	S	S
PEPS (Passive Entry & Passive Start)	S	S	S
Two Smart Keys	S	S	S



MAXUS

saicmaxus.co.uk | saicmaxus.ie

MAXUS MIFA 9 90kWh

Basic Parameters	Elite	Luxury	Premium
<b>Security &amp; Safety</b>			
Front Airbag - Driver	S	S	S
Front Airbag - Passenger	S	S	S
Driver's Front & Passenger's Side Airbags+Driver's Far Side Airbag	S	S	S
Airbag Curtain	S	S	S
Seatbelts Reminder System (All Seats)	S	S	S
Three Point Safety Belt	S	S	S
Manual Anti-glare Interior Rearview Mirror	S	-	-
Automatic Anti-glare Interior Rearview Mirror	-	S	-
Streaming Media Rearview Mirror	-	-	S
5R1V Mode (ADAS)	S	S	S
Adaptive Cruise Control	S	S	S
ICA (Integrated Cruise Assist)	S	S	S
AEBS (Autonomous Emergency Braking System)	S	S	S
LDW & LKA System (Lane Departure Warning & Lane Keeping Assist System)	S	S	S
Lane Change Assist System	S	S	S



MAXUS

saicmaxus.co.uk | saicmaxus.ie

MAXUS MIFA 9 90kWh

Basic Parameters	Elite	Luxury	Premium
<b>Security &amp; Safety</b>			
Driver Fatigue Monitor System	S	S	S
Emergency Call System	S	S	S
SAS (Speed Assist System)	S	S	S
IHC(Intelligent Headlight Control )	S	S	S
Emergency Lane Keeping Assist System	S	S	S
RAEB (Rear Autonomous Emergency Braking System)	S	S	S
RCW (Rear Collision Warning System)	S	S	S
Adjustable Overspeed Alarm System	S	S	S
360° View Imaging	-	S	S
180° Rear View Imaging	S	-	-
Rear Radar	S	-	-
Front and Rear Radar	-	S	S
Standard Tool Kit	-	-	S
Standad Tool Kit (Including Tyre Repair kit)	S	S	-



Basic Parameters	Elite	Luxury	Premium
<b>Lighting</b>			
LED Headlight	S	S	S
LED Rear Fog Light	S	S	S
With Daytime Running Light	S	S	S
LED Front Reading Light	S	S	S
LED High Level Brake Light	S	S	S
Automatic Induction Light	S	S	S
LED Rear Light	S	S	S
Passanger Area Light	S	S	S
Luggage Light	S	S	S
<b>Mifa 9 COLOUR PACK Metallic Paint (Factory Colour options)</b>			
Mifa 9 COLOUR PACK BLANC WHITE (FOC)			
Mifa 9 COLOUR PACK OBSIDIAN BLACK			
Mifa 9 COLOUR PACK MICA BLUE			
Mifa 9 COLOUR PACK PEARL WHITE			
Mifa 9 COLOUR PACK DYNESTY RED			
Mifa 9 COLOUR PACK METEORIC LIME TWO TONE BLACK ROOF			
Mifa 9 COLOUR PACK GREEN LOTUS PURPLE TWO TONE BLACK ROOF			



Basic Parameters	Elite	Luxury	Premium
<b>Warranty &amp; Maintenance</b>			
8 YEARS/125,000mi (Battery)	S	S	S
5 YEARS/100,000mi (Whole vehicle)	S	S	S
<b>Others</b>			
Warning Triangle	S	S	S
12V Power Outlet	-	S	S
Detachable Front Tow Hook	S	S	S
Rear Trailer Hitch Interface	S	S	S